



KING COUNTY

1200 King County Courthouse
516 Third Avenue
Seattle, WA 98104

Signature Report

June 28, 2004

Ordinance 14953

Proposed No. 2004-0145.2

Sponsors Gossett and Hague

1 AN ORDINANCE making a supplemental disappropriation
2 of \$11,210,000 to fund 3860, road construction fund, and
3 \$0 to fund 1030, road fund, to provide the appropriate level
4 of appropriation authority; amending the 2004 Budget
5 Ordinance, Ordinance 14797, Sections 123, 62 and 63, as
6 amended, and Attachment C, as amended.

7
8

9 **BE IT ORDAINED BY THE COUNCIL OF KING COUNTY:**

10 SECTION 1. Ordinance 14797, Section 123, as amended, is hereby amended by
11 adding thereto and inserting therein the following:

12 From fund 3860, road construction fund there is hereby appropriated and
13 authorized to be disbursed the following amounts for the specific projects identified in
14 Attachment I to this ordinance.

<u>Fund</u>	<u>Capital Fund Name</u>	<u>Amount</u>
3860	Road Construction Fund	(\$11,210,000)

40 committee or its successor, and to the lead staff of the budget and fiscal management
41 committee or its successor.

42 PROVIDED FURTHER THAT:

43 The following projects are eligible to be transferred to a city via interlocal
44 agreement upon annexation of the city's designated potential annexation area or upon
45 incorporation of the area. At the end of three years, the county will reassess whether any
46 unexpended funds should be re-programmed to other road capital projects, with priority
47 given to other projects that would support the goal of accelerated annexations.

48 - 201597 Issaquah Fall City Rd Phase III \$1,100,000 (Klahanie)

49 - 201896 150th Ave SE \$1,520,000 (Eastgate)

50 - 300301 1st Ave South Urban Retrofit \$1,100,000 (North Highline)

51 - 300803 West Hill Quick Response \$1,250,000 (West Hill)

52 - 400197 140th Ave SE \$735,000 (Fairwood)

53 EXPENDITURE RESTRICTION:

54 Of the funds in Attachment I to this ordinance, the 2004 appropriation for the
55 following project may only be expended on that project, unless funds are reallocated
56 pursuant to K.C.C. 4.04.270:


Ordinance 14953

57 RDCW 17 Agreement with Other Agencies \$350,000 may only be spent on C54103
58 Burke-Gilman/Kenmore.
59

Ordinance 14953 was introduced on 3/22/2004 and passed by the Metropolitan King County Council on 6/28/2004, by the following vote:


Yes: 13 - Mr. Phillips, Ms. Edmonds, Mr. von Reichbauer, Ms. Lambert, Mr. Pelz, Mr. McKenna, Mr. Ferguson, Mr. Hammond, Mr. Gossett, Ms. Hague, Mr. Irons, Ms. Patterson and Mr. Constantine
No: 0
Excused: 0

KING COUNTY COUNCIL
KING COUNTY, WASHINGTON




Larry Phillips, Chair

ATTEST:



Anne Noris, Clerk of the Council

APPROVED this 8 day of July, 2004.



Ron Sims, County Executive

Attachments A. Attachment I. - Roads Capital Improvement Program Dated 6-23-04

RECEIVED
2004 JUL -8 AM 9:56
KING COUNTY COUNCIL CLERK

June 23, 2004

ATTACHMENT I
Roads Capital Improvement Program

Project	Description	2004	2005	2006	2007	2008	2009	Total 2004 - 2009
COUNTY ROAD CONSTRUCTION								
000590	Transport Need/Priority Array	110,000	172,000	178,000	184,000	191,000	198,000	1,033,000
000593	Bridge Study Timber	-	161,000	1,109,000	452,000	467,000	-	2,189,000
100103	NE 124th St Road Raising	50,000	200,000	200,000	-	-	-	450,000
100106	Woodinville-Duvall Rd at Mink Rd NE	-	-	277,000	775,000	1,853,000	-	2,905,000
100298	York Bridge #225C	282,000	8,193,000	137,000	-	-	-	8,612,000
100299	Goat Hill Access & Safety	66,000	-	-	-	-	-	66,000
100389	NE 124th St Phase II	750,000	-	-	-	-	-	750,000
100395	Lakepointe Drive	-	-	-	1,000,000	-	-	1,000,000
100397	Woodinville-Duvall Rd	-	-	-	1,000,000	1,677,000	-	1,677,000
100498	Juanita-Woodinville Way Phase II	(569,000)	-	-	-	-	-	(569,000)
100501	208th Ave NE @ Union Hill Rd	(50,000)	-	-	-	-	-	(50,000)
100701	NE 133rd St	-	1,121,000	-	2,782,000	-	-	3,903,000
100799	Woodinville-Duvall Rd at Avondale Rd NE	-	-	-	1,092,000	-	723,000	723,000
100901	Novelty Hill Rd - Redmond	(1,092,000)	-	-	-	-	-	-
100992	Novelty Hill Rd	724,000	750,000	-	-	13,297,000	19,233,000	34,004,000
101088	NE 132nd St / NE 128th St	-	-	-	-	-	-	-
101101	238th Ave NE at NE Union Hill Rd	-	-	1,934,000	-	-	-	1,934,000
101289	SPAR - North Link	310,000	-	-	-	-	-	310,000
101404	Woodinville-Duvall Rd at 212th Ave NE	228,000	-	305,000	2,869,000	-	-	3,402,000
101591	Avondale Rd Phase II	452,000	-	-	-	-	-	452,000
101704	Finn Hill transportation Access	46,000	-	-	-	-	-	46,000
200103	Stossell Creek Way	-	400,000	-	-	-	-	400,000
200108	Patterson Creek Bridge #180L	-	-	-	-	246,000	307,000	553,000
200200	Harris Creek Bridge #5003	733,000	2,212,000	83,000	-	-	-	3,028,000
200208	Bandaret Bridge #493B	-	-	-	-	246,000	430,000	676,000
200294	Meadowbrook Bridge #1726A	129,000	3,351,000	-	-	-	-	3,480,000
200301	Novelty Hill at W. Snoqualmie Valley	163,000	-	-	-	-	-	163,000
200308	May Creek Bridge #5005	-	-	-	-	246,000	369,000	615,000
200394	Toit Bridge #1834A	155,000	14,515,000	-	-	-	-	14,670,000
200397	Preston Bridge #682A	37,000	-	-	-	-	-	37,000
200498	Edgewick Bridge #617B	706,000	-	-	-	-	-	706,000
200599	Woodinville-Duvall Rd at W. Snoqualmie Valle	-	-	-	356,000	430,000	-	786,000
200604	Wagners Bridge #364B	414,000	1,848,000	-	-	-	-	2,262,000
200698	Preston-Fall City Rd	(150,000)	-	-	-	-	-	(150,000)
200799	Ripley Lane	(130,000)	-	-	-	-	-	(130,000)
200804	Newport Way Sidewalks	-	-	-	-	-	-	-
200891	Coal Creek Parkway	-	-	-	-	-	-	-

ATTACHMENT I
Roads Capital Improvement Program
June 23, 2004

Project	Description	2004	2005	2006	2007	2008	2009	Total 2004 - 2009
200994	Mount Si Bridge #2550-A	1,413,000	1,599,000	998,000	12,700,000	853,000	457,000	18,020,000
201101	NE 124th St at W. Snoqualmie Valley	-	-	1,581,000	-	-	-	1,581,000
201197	E Lk Sammamish SE Safety	(40,000)	-	-	-	-	-	(40,000)
201296	E. Lk Sammamish Pkwy at NE 7th Ct	380,000	-	-	-	-	-	380,000
201300	SE Issaquah Bypass Rd	(2,000,000)	-	-	-	-	-	(2,000,000)
201597	Issaquah-Fall City Rd Phase III	600,000	500,000	-	-	-	-	1,100,000
201896	150th Ave SE	780,000	740,000	-	-	-	-	1,520,000
202004	Norman Bridge #112P	700,000	-	-	-	-	-	700,000
300101	Quartermaster Harbor Seawall	-	-	-	-	-	-	-
300104	Green River Bridge #3216	37,000	-	266,000	-	-	-	303,000
300197	South Park Bridge #3179	-	500,000	1,500,000	5,000,000	5,000,000	-	12,000,000
300202	SE 312th St	(160,000)	-	638,000	2,237,000	-	-	3,244,000
300205	SE 304th St at 124th Ave SE	-	369,000	-	-	-	-	369,000
300301	1st Ave S. Urban Retrofit	(500,000)	500,000	-	-	-	-	-
300504	Park Lake Homes Roadway Improvements	150,000	1,000,000	1,850,000	-	-	-	3,000,000
300599	Des Moines Memorial Dr	2,151,000	-	-	-	-	-	2,151,000
300604	Military Rd S. at S. 272nd St	642,000	590,000	-	-	-	-	1,232,000
300803	Renton Ave S/West Hill Quick Response	650,000	600,000	-	-	-	-	1,250,000
300988	South Park Bridge #3179 Maintenance	114,000	119,000	122,000	127,000	131,000	136,000	749,000
301204	S. 296th St at 51st Ave SE	129,000	246,000	-	-	-	-	375,000
301304	SE 320th St at 124th Ave SE	129,000	246,000	-	-	-	-	375,000
301804	Normandy Park Culvert Emergency Repair	50,000	-	-	-	-	-	50,000
400102	Wynaco Bridge #3194	1,129,000	-	-	-	-	-	1,129,000
400197	140th Ave SE at Petrovitsky Rd	300,000	435,000	-	574,000	226,000	-	1,535,000
400301	SE 208th St at 105th Pl SE	(700,000)	-	1,886,000	-	-	-	1,186,000
400303	Auburn ITS	300,000	-	-	-	-	-	300,000
400400	Petrovitsky Rd ITS	1,102,000	-	-	-	-	-	1,102,000
400600	Berrydale Overcrossing	(520,000)	-	-	-	-	-	(520,000)
400698	Benson Rd SE (SR-515) at Carr Rd	-	-	-	270,000	-	-	270,000
400800	116th SE @ SE 208th	(30,000)	-	-	-	-	-	(30,000)
400898	Carr Road	-	-	-	-	-	-	-
401004	124th Ave SE at SE 192nd St	517,000	2,142,000	-	-	-	-	2,659,000
401104	SE 128th St at 196th Ave SE	207,000	492,000	2,217,000	-	-	-	2,916,000
401195	140th Ave SE	(750,000)	-	-	-	-	-	(750,000)
401288	Elliot Bridge #3166 w/approaches	2,141,000	-	-	-	-	-	2,141,000
401498	Taylor Creek Relocation	200,000	-	-	-	-	-	200,000
401595	SE 192nd St	(1,500,000)	-	-	-	-	-	(1,500,000)
401904	County Road 456th/Warner Ave	-	-	-	249,000	196,000	307,000	752,000
500399	Soos Creek Bridge #3106	-	-	-	-	-	-	-
800101	Contra	-	-	-	-	-	-	-
800198	W. Galer Bond Debt Retirement	-	-	-	-	-	-	-

June 23, 2004

ATTACHMENT I
Roads Capital Improvement Program

Project	Description	2004	2005	2006	2007	2008	2009	Total 2004 - 2009
800201	CIP Bond Debt Payment	3,700,000	3,815,000	6,158,000	6,158,000	6,158,000	8,092,000	34,081,000
999386	Cost Model Contingency- 386	2,485,000	3,214,000	3,326,000	3,443,000	3,563,000	3,688,000	19,719,000
999998	Roads CIP Grant Contingency Project	4,000,000	-	-	-	-	-	4,000,000
RDCW01	ESA/SAO Mitigation - Maintenance	(466,000)	-	-	-	-	-	(466,000)
RDCW02	C/W Railroad Xing	(88,000)	44,000	46,000	47,000	49,000	51,000	149,000
RDCW03	Corridor Studies	50,000	296,000	306,000	317,000	328,000	340,000	1,637,000
RDCW03	Corridor Studies	(400,000)	-	-	-	-	-	(400,000)
RDCW04	C/W Guardrail Program	964,000	1,248,000	1,393,000	1,969,000	2,007,000	2,045,000	9,626,000
RDCW05	C/W Bridge Studies	66,000	37,000	-	-	-	-	103,000
RDCW07	Intelligent Traffic Management Systems (ITMS)	1,109,000	1,148,000	1,188,000	1,229,000	-	-	4,674,000
RDCW09	Fish and Habitat Restoration Program	1,129,000	1,169,000	1,210,000	1,252,000	1,297,000	1,341,000	7,398,000
RDCW10	C/W Bridge Seismic Retrofit	2,565,000	875,000	1,074,000	143,000	142,000	-	4,799,000
RDCW11	Bridge Priority Maintenance	761,000	312,000	323,000	335,000	346,000	358,000	2,435,000
RDCW12	County Wide 3R	(275,000)	-	-	-	650,000	650,000	1,025,000
RDCW14	Project Formulation	2,066,000	579,000	425,000	500,000	561,000	506,000	4,637,000
RDCW15	RID/LID Participation	-	-	222,000	84,000	325,000	90,000	721,000
RDCW16	Permit Monitoring & Remed.	403,000	450,000	466,000	482,000	499,000	516,000	2,816,000
RDCW17	Agreement with Other Agencies	767,000	359,000	475,000	492,000	509,000	527,000	3,129,000
RDCW18	C/W Drainage Project	873,000	905,000	936,000	968,000	1,002,000	1,036,000	5,720,000
RDCW19	C/W Signals	1,415,000	266,000	1,236,000	1,222,000	3,167,000	2,220,000	9,526,000
RDCW21	Stormwater Retrofit Program	-	178,000	184,000	191,000	198,000	204,000	955,000
RDCW25	Regional Matching Projects	(1,110,000)	-	-	-	-	-	(1,110,000)
RDCW26	C/W Overlay	4,788,000	5,481,000	6,608,000	7,600,000	7,747,000	7,899,000	40,123,000
RDCW27	Roads Related Annexation Incentives	70,000	-	-	-	-	-	70,000
RDCW28	Non-Motorized Improvements	2,000,000	2,548,000	2,941,000	2,691,000	2,765,000	2,843,000	15,788,000
	Total CIP:	37,857,000	65,925,000	43,798,000	59,790,000	56,372,000	54,566,000	318,308,000